

Chemoselective Reduction of Nitroarenes in the Presence of Acid-Sensitive Functional Groups: Solid-Phase Syntheses of Amino Aryl Azides and Benzotriazoles

Viktor Zimmermann,[†] Frank Avemaria,[†] and Stefan Bräse^{*,‡}

Institut für Organische Chemie, Universität Bonn, Gerhard-Domagk-Strasse 1, 53121 Bonn, Germany, and Institut für Organische Chemie, Universität Karlsruhe (TH), Fritz-Haber-Weg 6, 76131 Karlsruhe, Germany

Received August 21, 2006

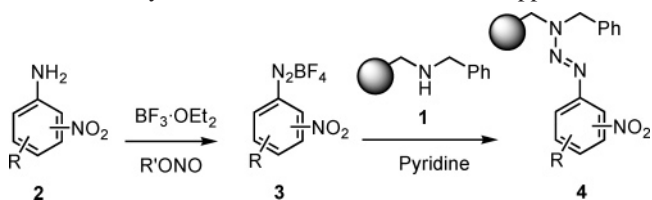
The reduction of nitroarenes is surely one of the most common reactions in functional group interconversion, since it allows access to anilines not accessible from arenes by direct electrophilic aromatic substitution, at least in a preparative scale. For combinatorial chemistry on solid supports, anilines are often incompatible with coupling conditions and are usually prepared from corresponding nitro compounds, which are commercially available in a wide range of desirable substitution patterns. Despite a very long list of possible reducing agents and an even larger variation of reaction conditions, most selective and powerful reducing media are either acidic (typically SnCl_2) or use heterogeneous methods (e.g., Fe/HCl). However, these methods are unsuitable for acid-labile molecules, on solid supports, or both.^{1,2} Because most linkers for solid-phase syntheses are acid-labile,³ there is a great need for methods for the chemoselective reduction of nitroarenes on solid supports under neutral or basic conditions.^{4,5}

In the past, triazenes have been used not only as cheap protective groups for amines⁶ but also as versatile multifunctional linkers for the solid-phase synthesis of many different chemical entities, in particular, benzoannulated nitrogen heterocycles.⁷ The introduction of the amino group on triazene-linked arene moiety would provide broad access to further functionalization with large potential for diversification. Since triazenes are acid-sensitive functional groups with the ability to reduce to anilines, a chemoselective basic reduction method is needed. Herein, we describe the first chemoselective reduction of triazene-linked nitroarenes on solid supports.⁸

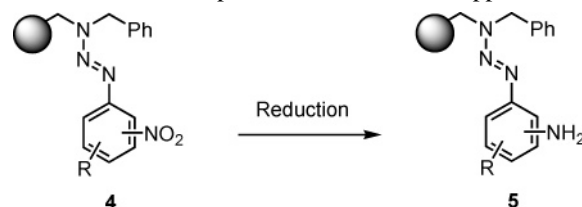
To our knowledge, the only example for a chemoselective reduction of this type has been reported by the Diederich group using palladium on charcoal.⁹ Although this is a powerful method, it is not viable on solid supports. Hence, we were able to screen out a large variety of reducing media.

First, we prepared a large number (Figure 1) of nitroarenes on solid supports linked by a triazene moiety via standard

Scheme 1. Synthesis of Nitroarenes on Solid Supports¹¹



Scheme 2. Nitro Group Reduction on Solid Supports



and optimized procedures from anilines **2** (via corresponding diazonium salts **3**) and benzylaminomethyl polystyrene **1** (Scheme 1), which was available from chloromethylated polystyrene (1–2% cross-linked with divinyl benzene).^{10,11}

To evaluate the influence of the triazene moiety and other functional groups (esters, halides, and ethers), different anilines, **2a–l**, were used as starting materials to prepare nitro resins **4a–l**. Nitro resin **4m** was synthesized via a nucleophilic substitution of a fluoride by an amine on a solid support.¹²

The assessment of the conversion was determined by cleavage from solid supports with 5% trifluoroacetic acid in the presence of trimethylsilylazide^{13b} to yield nitroazides **6a–l** and aminoazides **7b–c** (Scheme 3). It was shown earlier¹³ that this cleavage method proceeds quantitatively. This was confirmed here by determination of the yield after purification. For *ortho*-amino resins **5a**, **5d–l**, and **4m**, 1*H*-benzotriazoles **8a**, **8d–l**, and **8m** were formed (Figure 2) from the initially released *ortho*-amino-diazonium ions in a well-known¹² rapid cyclization reaction.

Reduction with $\text{Na}_2\text{S}_2\text{O}_4/\text{K}_2\text{CO}_3$ or $\text{Na}_2\text{S}/\text{K}_2\text{CO}_3$. In our initial screening, we used sodium dithionite (Table 1)¹⁴ and sodium sulfide (Table 2) as mild reducing agents, applicable for the reduction of nitro groups in the presence of a triazene moiety. However, both reducing methods were not suitable for most resins used. The reduction with $\text{Na}_2\text{S}/\text{K}_2\text{CO}_3$ showed a strong dependency on the substitution pattern. While the *para*-substituted nitro groups in **4b** were completely reduced at 55 °C within 2 days (entry 5, Table 2), the *ortho* substitution in compound **4a** gave a sluggish reduction at 80 °C: after 7 days, only one-half of the nitro functionality was reduced to the amine (entry 2, Table 2). An additional electron-withdrawing group enhanced the reactivity (compare entries 6 and 4, Table 2). This influence was stronger with the mild reducing agent sodium dithionite. While the ester-derived nitroarene **4c** was being reduced at 40 °C within 5 days to 87% (entry 5,

* To whom correspondence should be addressed. Fax: +49 721 608 8581. E-mail: braese@ioc.uka.de.

[†] Universität Bonn.

[‡] Universität Karlsruhe (TH).

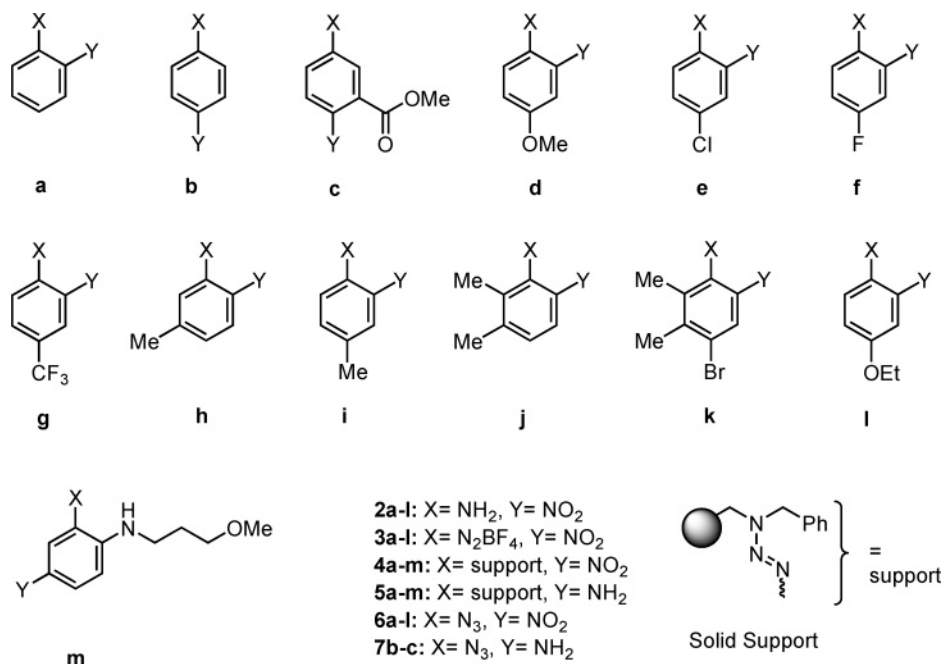


Figure 1. Substitution patterns of compounds 2–7.

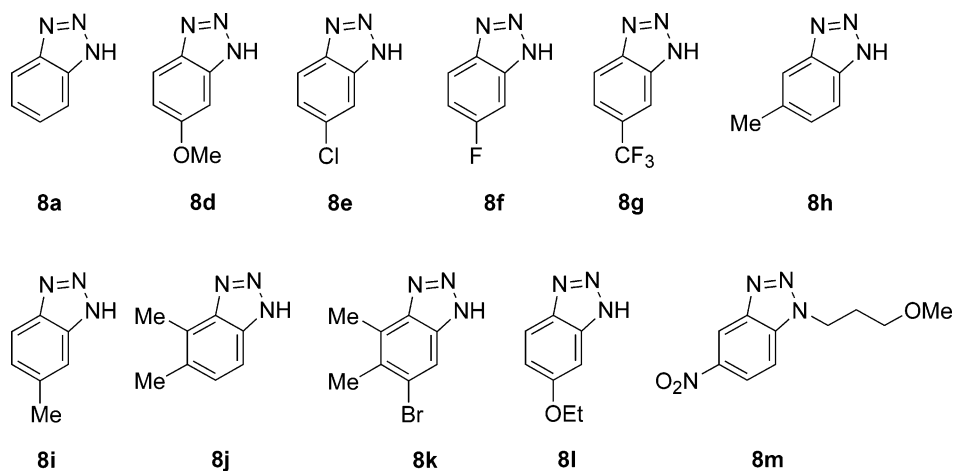


Figure 2. 1H-Benzotriazoles 8a, 8d–l, 8m.

Scheme 3. Cleavage from Solid Supports

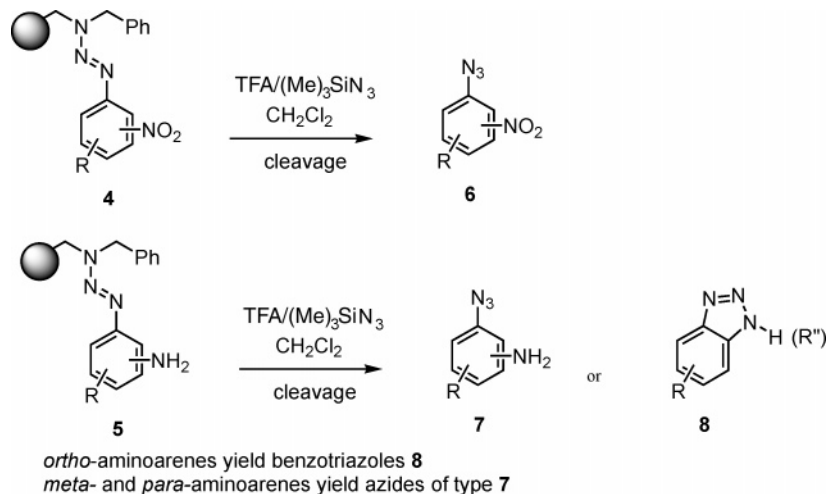


Table 1), the unsubstituted pendent **4b** was not reduced under these conditions (entries 1–2, Table 1). The solvent mixture

proved to be crucial, and DMF was superior to THF (entry 4 vs entry 5, Table 1).

Table 1. Reduction of Nitro Resins **4** with Na₂S₂O₄/K₂CO₃

entry	nitroarene	product	reagents	temp	time	conversion ^a
1	4b	5b	12 equiv Na ₂ S ₂ O ₄ , 12 equiv K ₂ CO ₃ , DMF/H ₂ O (9:1)	25 °C	3 d	none
2	4b	5b	12 equiv Na ₂ S ₂ O ₄ , 12 equiv K ₂ CO ₃ , THF/H ₂ O (9:1)	40 °C	6 d	none
3	4c	5c	12 equiv Na ₂ S ₂ O ₄ , 12 equiv K ₂ CO ₃ , THF/MeOH/H ₂ O (5:1:1)	40 °C	2 d	29%
4	4c	5c	12 equiv Na ₂ S ₂ O ₄ , 12 equiv K ₂ CO ₃ , THF/MeOH/H ₂ O (5:1:1)	40 °C	5 d	58%
5	4c	5c	12 equiv Na ₂ S ₂ O ₄ , 12 equiv K ₂ CO ₃ , DMF/H ₂ O (9:1)	40 °C	5 d	87%

^a Determined by ¹H NMR spectroscopy after cleavage.

Table 2. Reduction of Nitro Resins **4** with Na₂S/K₂CO₃

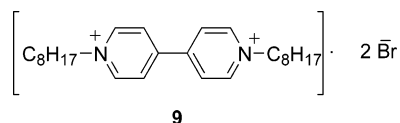
entry	nitroarene	product	reagents and solvent	temp	time	conversion ^a
1	4a	5a	16 equiv Na ₂ S, 16 equiv K ₂ CO ₃ , DMF/H ₂ O (9:1)	40 °C	3 d	none
2	4a	5a	10 equiv Na ₂ S, 10 equiv K ₂ CO ₃ , DMF/H ₂ O (9:1)	80 °C	7 d	52%
3	4b	5b	12 equiv Na ₂ S, 12 equiv K ₂ CO ₃ , DMF/H ₂ O (9:1)	25 °C	3 d	26%
4	4b	5b	12 equiv Na ₂ S, 12 equiv K ₂ CO ₃ , DMF/H ₂ O (9:1)	40 °C	3 d	87%
5	4b	5b	12 equiv Na ₂ S, 12 equiv K ₂ CO ₃ , DMF/H ₂ O (9:1)	55 °C	2 d	96%
6	4c	5c	12 equiv Na ₂ S, 12 equiv K ₂ CO ₃ , DMF/H ₂ O (9:1)	40 °C	2 d	99%

^a Determined by ¹H NMR spectroscopy after cleavage.

Table 3. Reduction of Nitro Resins **4** with Sodium Sulfide under SET catalysis of **9**^a

entry	nitroarene	product	time	conversion ^b
1	4a	5a	4 d	>95%
2	4d	5d	4 d	>95%
3	4e	5e	4 d	>95%
4	4f	5f	4 d	>95%
5	4g	5g	4 d	>95%
6	4h	5h	4 d	>95%
7	4i	5i	4 d	>95%
8	4j	5j	4 d	68%
9	4k	5k	4 d	81%
10	4l	5l	4 d	80%
11	4m	5m	3 d	none

^a Reaction conditions: 10 equiv of Na₂S, 10 equiv of K₂CO₃, 0.1 equiv of **9**, DMF/H₂O (9:1), 80 °C. ^b Determined by ¹H NMR spectroscopy after cleavage.

**Figure 3.** Reduction catalyst *N,N*-dioctyl-4,4'-bipyridinium dibromide (diocetyl viologen, **9**).

Reduction with Na₂S/K₂CO₃ with Single-Electron Transfer (SET) Catalysis. We also screened for additives. In the presence of a commercially available SET and phase-transfer catalyst, *N,N*-dioctyl-4,4'-bipyridinium dibromide (diocetyl viologen, **9**, Figure 3) (10 mol %), the reduction with sodium sulfide proved to be faster.^{15,16,17} This method was particularly suitable for *ortho*-nitro resins which were difficult to reduce under other conditions. This catalyst was soluble in both DMF and DMF/water mixtures. Although it has been suggested that the catalytic effect might be caused

by the phase-transfer abilities of **9**, we are inclined to believe that electron transfer was involved because sodium sulfide showed great solubility in DMF and DMF/water mixtures without the catalyst. Additionally, for reactions without the catalyst, the strong dependence on the substitution pattern (*ortho* vs *meta* and *para*) suggests that diffusion to the solid support was not decisive but rather the differences in Volta potentials. The workup was especially easy and applicable therefore to automated synthesis. The yields were very high for both electron-poor and electron-rich nitroarenes (Table 3). Only the aminonitroarene **4m** was unsuitable for this method.

Reduction with Bartra Reagent [HNEt₃]⁺[Sn(SPh)₃]⁻. In addition to the conventional methods, we explored the Bartra reagent [HNEt₃]⁺[Sn(SPh)₃]⁻ in toluene.¹⁸ The Bartra reagent reduced reliably unreactive *ortho*-nitroarene resins at ambient temperature (Table 4); however, the triazene moiety was susceptible to cleavage, and hence diminished functionalization was observed (35–65%). Another difficulty resulting from the hydrolysis of the reagent was the production of insoluble tin oxides, which were soluble after acidic treatment with trifluoroacetic acid; this made the workup quite cumbersome.

In summary, we have demonstrated the first chemoselective reduction of nitroarenes on solid supports in the presence of other reducible functional groups such as triazenes. A unique combination of a single-electron transfer reagent (viologen) with sodium sulfide proved to be convenient in terms of reducing the strength and for the workup. The relatively long reaction times appear justified, considering the possibilities for further diversification of yielded aminoarenes on solid supports.

Table 4. Reduction of Nitro Resins **4** with Bartra Reagent^a

entry	nitroarene	product	reagents and solvent	time	conversion
1	4a	5a	15 equiv [HNEt ₃] ⁺ [Sn(SPh) ₃] ⁻ , toluene (absolute)	4 d	>95% ^b
2	4b	5b	12 equiv [HNEt ₃] ⁺ [Sn(SAr) ₃] ⁻ , ^e toluene (absolute)	14 h	>95% ^b
3	4d	5d	15 equiv [HNEt ₃] ⁺ [Sn(SPh) ₃] ⁻ , toluene (absolute)	4 d	>95% ^b
4	4e	5e	12 equiv [HNEt ₃] ⁺ [Sn(SPh) ₃] ⁻ , toluene (absolute)	6 d	>95% ^c
5	4f	5f	12 equiv [HNEt ₃] ⁺ [Sn(SPh) ₃] ⁻ , toluene (absolute)	6 d	>95% ^c
6	4g	5g	12 equiv [HNEt ₃] ⁺ [Sn(SPh) ₃] ⁻ , toluene (absolute)	6 d	>95% ^c
7	4h	5h	15 equiv [HNEt ₃] ⁺ [Sn(SPh) ₃] ⁻ , toluene (absolute)	7 d	74% ^d

^a All reactions performed at 25 °C. ^b Determined by ¹H NMR after cleavage. ^c GC-MS. ^d GC. ^e HSAr = 2,4,5-trichlorothiophenol.

Acknowledgment. We would like to thank the DFG (BR 1750-1) and the Fonds der Chemischen Industrie for financial support and Dr. Johannes Köbberling, Bayer Health Care, Germany, for valuable input.

Supporting Information Available. General methods and spectroscopic and analytical data for all products is not described in the text. This material is available free of charge via the Internet at <http://pubs.acs.org>.

References and Notes

- (1) For overviews, see: (a) Larock, R. C. *Comprehensive Organic Transformations*; Wiley: Chichester, U.K., 1989. (b) Tafesh, A. M.; Weiguny, J. *Chem. Rev.* **1996**, *96*, 2035–2052.
- (2) For a notable heterogeneous reduction on solid supports, see: Rodel, M.; Thieme, F.; Buchholz, H.; König, B. *Synth. Commun.* **2002**, *32*, 1181–1187.
- (3) For an overview of sulfide reductions, see: Porter, H. K. *Org. React.* **1973**, *20*, 455–481.
- (4) (a) For an overview, see: Zaragoza, F. *Organic Synthesis on Solid Phase: Supports, Linkers, Reactions*; Wiley-VCH: Weinheim, Germany, **2000**. (b) For an example, see: Kamal, A.; Reddy, K. L.; Devaiah, V.; Reddy, G. S. K. *Tetrahedron Lett.* **2003**, *44*, 4741–4745.
- (5) Corrette, C. P.; Christopher, C. W. In *Handbook of Combinatorial Chemistry*; Nicolaou, K. C., Hanks, R., Hartwig, W., Eds.; Wiley-VCH: Weinheim, Germany, 2002; pp 387–439.
- (6) (a) Lazny, R.; Poplawski, J.; Köbberling, J.; Enders, D.; Bräse, S. *Synlett* **1999**, 1304–1306. (b) Lazny, R.; Sienkiewicz, M.; Bräse, S. *Tetrahedron* **2001**, *57*, 5825–5832.
- (7) Bräse, S. *Acc. Chem. Res.* **2004**, *37*, 805–815.
- (8) Also see: García-Urdiales, E.; Alfonso, I.; Gotor, V. *Chem. Rev.* **2005**, *105*, 313–354.
- (9) Welti, R.; Abel, Y.; Gramlich, V.; Diederich, F. *Helv. Chim. Acta* **2003**, *86*, 548–562.

- (10) Merrifield resin (0.93 mmol/g) was obtained from Polymer Laboratories.
- (11) Dahmen, S.; Bräse, S. In *Handbook of Combinatorial Chemistry*; Nicolaou, K. C., Hanks, R., Hartwig, W., Eds.; Wiley-VCH: Weinheim, Germany, 2002; Chapter 4.
- (12) Lormann, M. E. P.; Walker, C. H.; Es-Sayed, M.; Bräse, S. *Chem. Commun.* **2002**, 1296–1297.
- (13) (a) Avemaria, F.; Zimmermann, V.; Bräse, S. *Synlett* **2004**, 1163–1166. (b) For a paper regarding the safety of azides, see: Bräse, S.; Gil, C.; Knepper, K.; Zimmermann, V. *Angew. Chem., Int. Ed.* **2005**, *44*, 5188–5240.
- (14) For the reduction of nitro groups on solid supports with Na₂S₂O₄, see: Scheuerman, R. A.; Tumelty, D. *Tetrahedron Lett.* **2000**, *41*, 6531–6535.
- (15) Thanks to Dr. Johannes Köbberling for suggesting this reagent.
- (16) (a) The combination of viologen with sodium sulfide was not reported earlier. During our investigation, the reduction of a nitro group with dithionite and a viologen was reported to give the aniline in a 22% yield: Carroll, W. A.; Altenbach, R. J.; Bai, H.; Brioni, J. D.; Brune, M. E.; Cassidy, C.; Chen, Y.; Coghlan, M. J.; Daza, A. V.; Drizin, I.; Fey, T. A.; Fitzgerald, M.; Gopalakrishnan, M.; Turner, S. C.; Whiteaker, K. L.; Yi, L.; Zhang, H.; Sullivan, J. P. *J. Med. Chem.* **2004**, *47*, 3163–3179. (b) For an earlier example, see also: Park, K. K.; Oh, C. H.; Joung, W. K. *Tetrahedron Lett.* **1993**, *34*, 7445–7450. (c) For a review, see: Monk, P. M. S. *The Viologens: Physicochemical Properties, Synthesis and Applications of the Salts of 4,4'-Bipyridine*; Wiley: Chichester, U.K., 1998.
- (17) For the combination of **9** and samarium, see: Yu, C.; Liu, B.; Hu, L. *J. Org. Chem.* **2001**, *66*, 919–924.
- (18) Bartra, M.; Romea, P.; Urpí, F.; Vilarrasa, J. *Tetrahedron* **1990**, *46*, 587–594.